



ಬೃಹತ್ ಬೆಂಗಳೂರು ಮಹಾನಗರ ಪಾಲಿಕೆ  
Bruhat Bengaluru Mahanagara Palike



# BBMP COVID-19 WAR ROOM 11.04.2022



# OVERVIEW OF COVID-19 IN BENGALURU

**CASE TRENDS** ACTIVE CASES **1,362**

<u>Confirmed Cases</u>	<u>Recovered Cases</u>	<u>Death Cases</u>
<b>32</b> 17,82,106 #	<b>27</b> 17,63,781 #	<b>0</b> 16,963 #

**HOSPITALIZATION** **8**

<u>ICU – V</u>	<u>ICU</u>	<u>HDU</u>	<u>General</u>
<b>1</b>	<b>-</b>	<b>3</b>	<b>4</b>

INCLUDES GOVT. QUOTA AND PRIVATE WALK-IN HOSPITALIZATION

**VACCINATION** **2,996** 1,85,77,052 #

<u>First Dose</u>	<u>Second Dose</u>	<u>Precaution Dose</u>
<b>702</b> 94,05,391 #	<b>1,673</b> 88,21,553 #	<b>621</b> 3,50,108 #

**TRIAGING**

MTU

**0**

Tele Triage

**25**

**ACTIVE CZs**

**0**

MCZs (< 5 cases)

**0**

Clusters (> 5 cases)

**0**

**TESTING** **2,045** 2,96,90,406 #

<u>RAT</u>	<u>RTPCR</u>
<b>109</b>	<b>1,936</b>

Positivity : 1.10%  
\*FOR LAST 7 DAYS

# : indicates cumulative numbers till date



# ABSTRACT OF COVID-19 SCENARIO IN BENGALURU



	MALE			FEMALE			TRANSGENDER			TOTAL		
	Last 24 Hours	Last 7 Days	Cumulative	Last 24 Hours	Last 7 Days	Cumulative	Last 24 Hours	Last 7 Days	Cumulative	Last 24 Hours	Last 7 Days	Cumulative
<b>Positive Cases</b>	19	178	10,54,083	13	92	7,27,832	0	0	191	32	270	17,82,106
<b>Recovered Cases</b>	19	216	10,41,994	8	96	7,21,604	0	0	183	27	312	17,63,781
<b>Death Cases</b>	0	0	10,744	0	1	6,215	0	0	4	0	1	16,963
<b>Total Tests Done</b>	<b>In Last 24 hrs. : 2,045</b>			<b>In last 7 days : 27,347</b>			<b>Cumulative : 2,96,90,406</b>					
<b>Vaccine Doses Administered</b>	<b>In Last 24 hrs. : 2,996</b>			<b>In last 7 days : 1,04,926</b>			<b>Cumulative : 1,85,77,052</b>					
<b>ACTIVE CASES</b>							<b>1,362</b>					

\*Covid deaths occurred today : 00 | Covid deaths occurred beyond last 24 hrs., reported today : 00

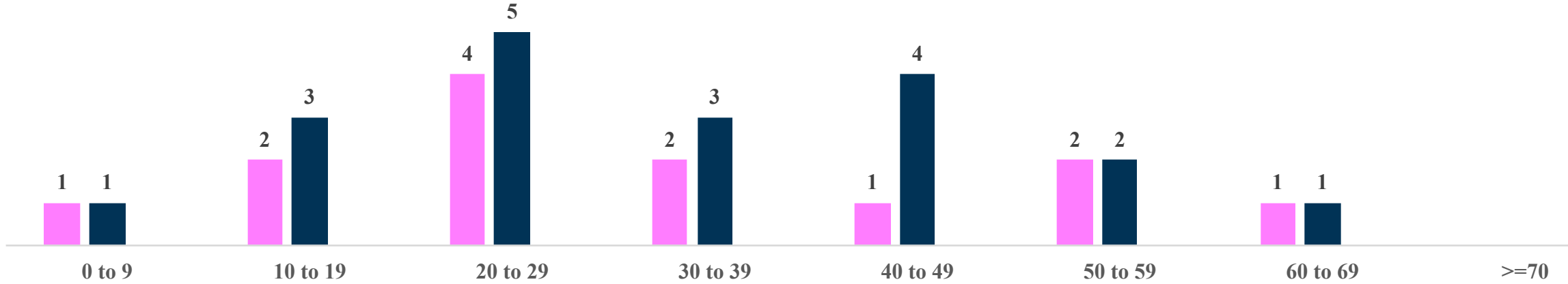


# LAST 24 HOURS AGE GROUP AND GENDER WISE DISTRIBUTION

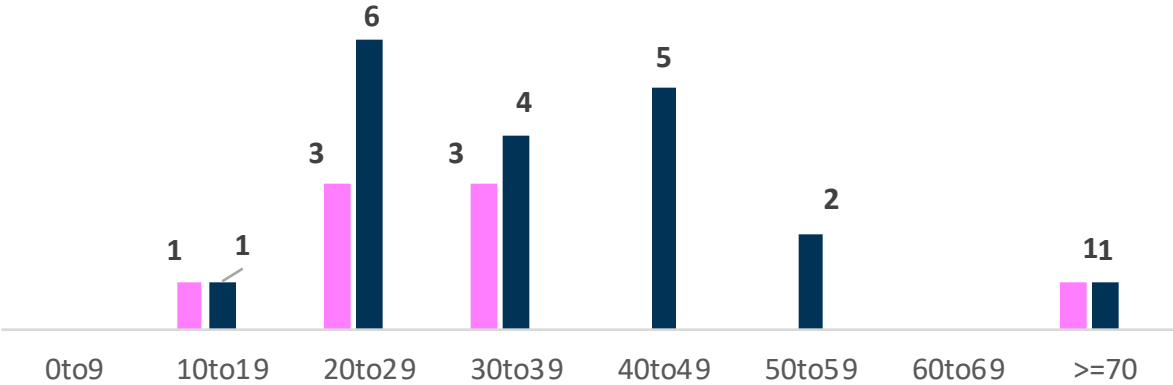


## Positive Cases : 32

Female Male Transgender



## Recovered Cases : 27

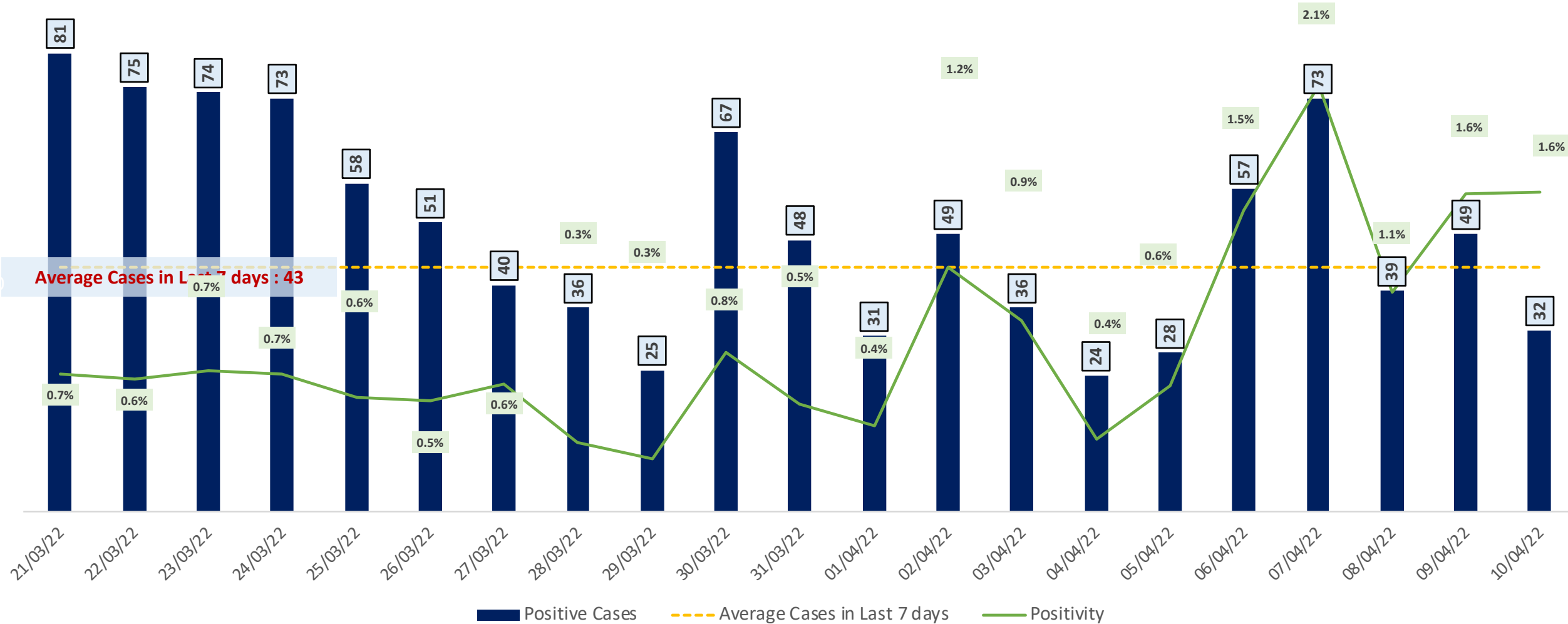


## Death Cases : 0



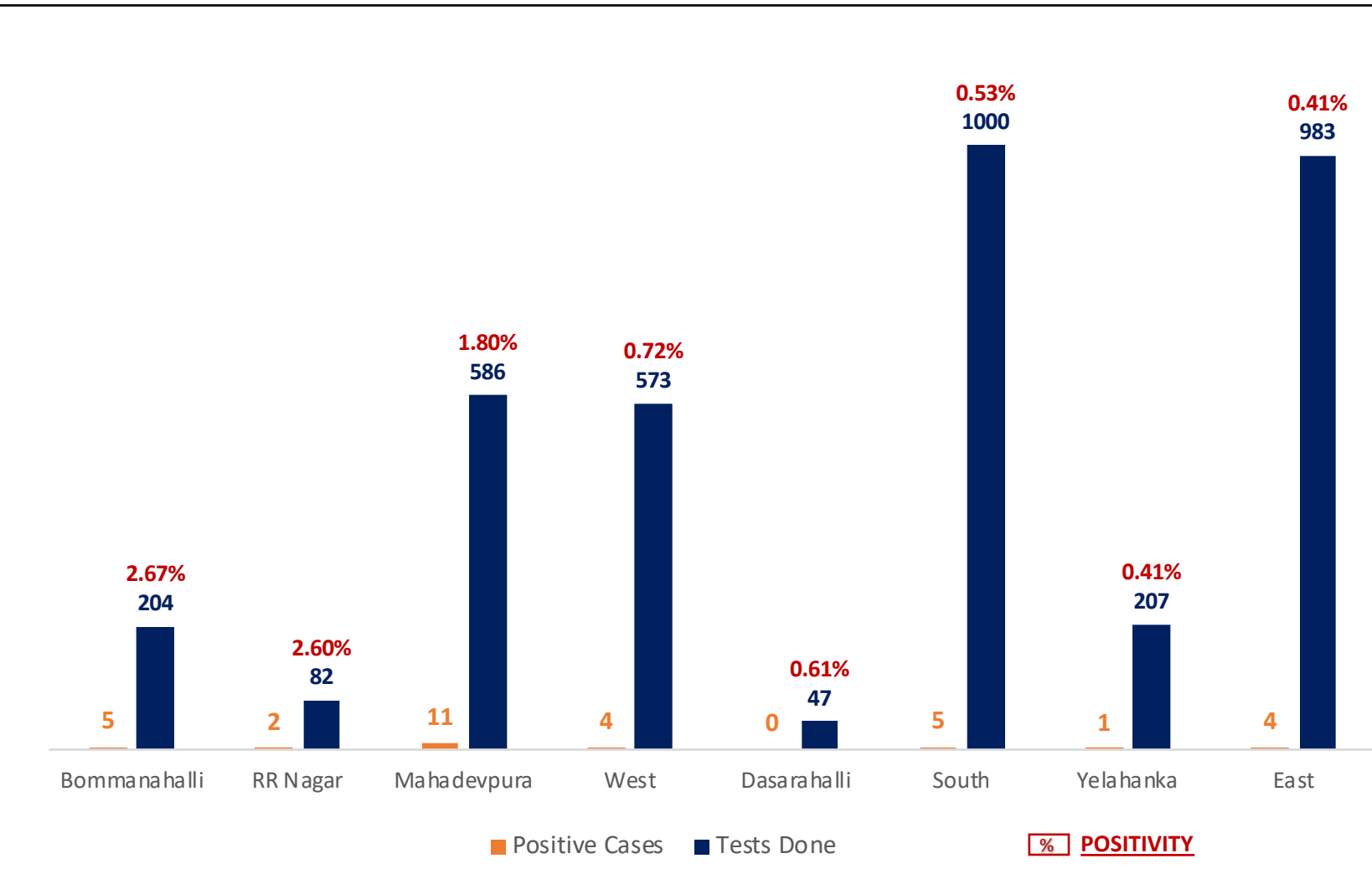


# POSITIVITY RATE OF BENGALURU – LAST 21 DAYS





# ZONE WISE COVID19 CASE MANAGEMENT FOR LAST 7 DAYS



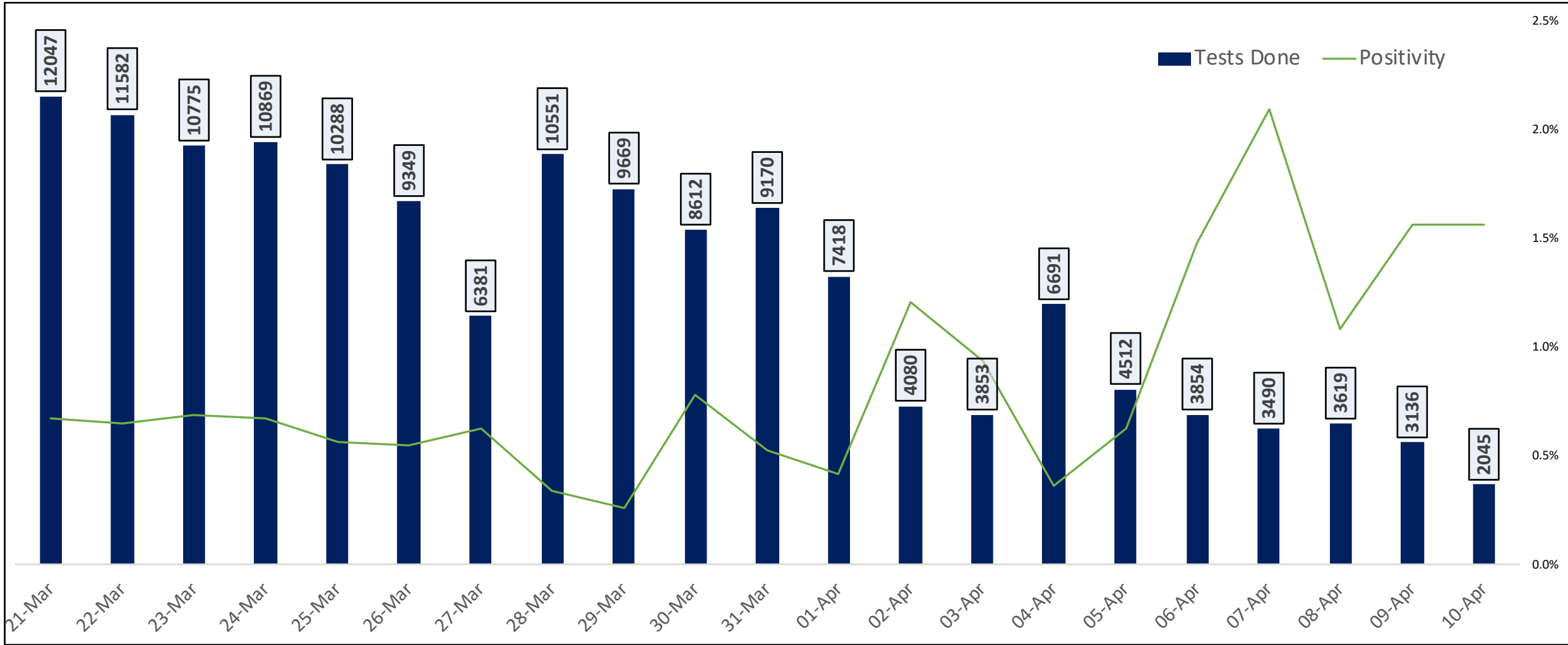
Zone Name	Hospital/CCC	Home isolation	Under Tracing
BOMMANAHALLI	3.13%	96.88%	0.00%
DASARAHALLI	0.00%	100.00%	0.00%
EAST	0.00%	100.00%	0.00%
MAHADEVAPURA	1.33%	98.67%	0.00%
RR NAGAR	0.00%	100.00%	0.00%
SOUTH	0.00%	100.00%	0.00%
WEST	0.00%	100.00%	0.00%
YELAHANKA	0.00%	100.00%	0.00%



# TESTING TRENDS IN BENGALURU

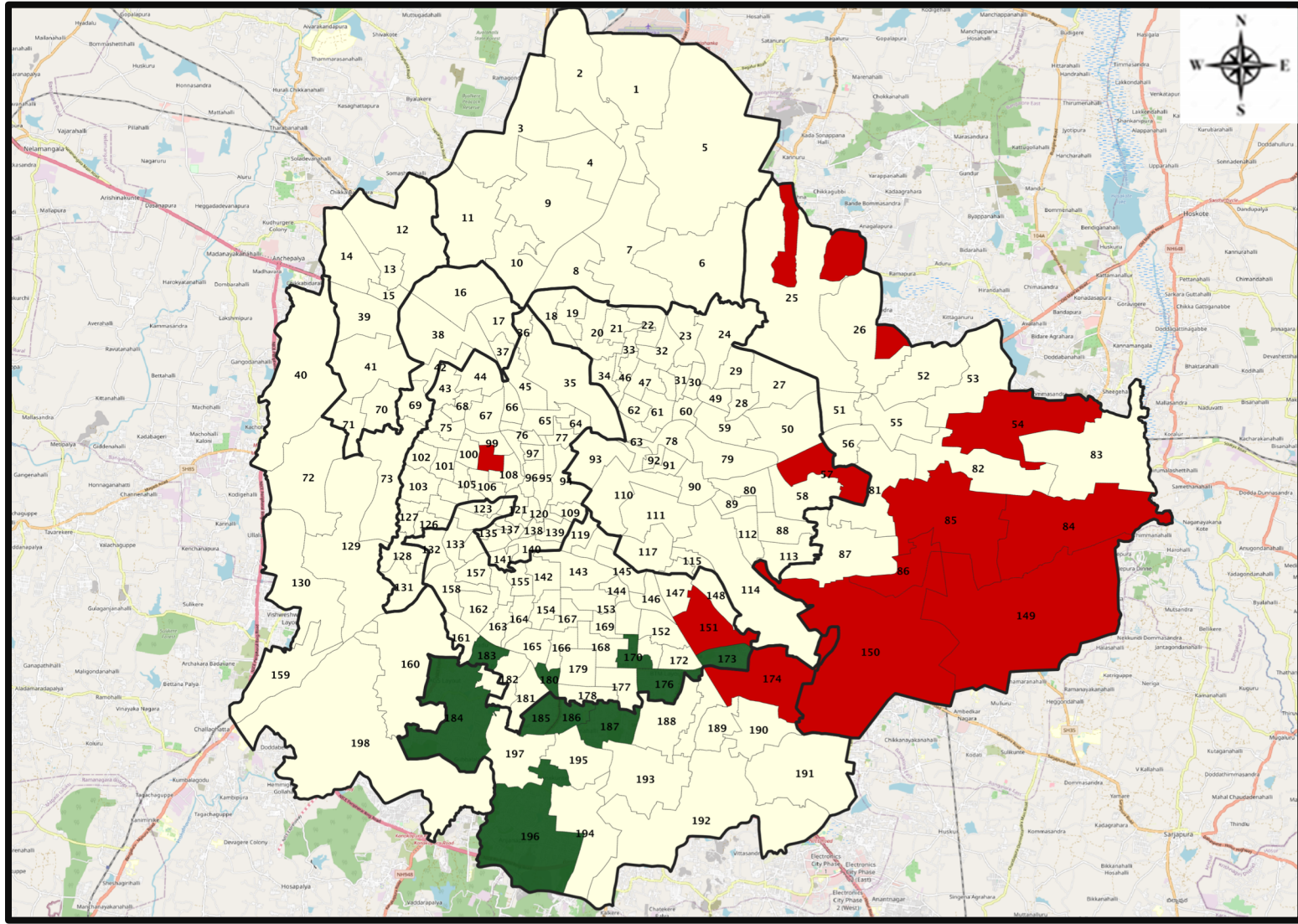


Total Test Conducted Till Date	Test Conducted Last 24 hours	Last 7 Days Average
2,96,90,406	2,045	3,907





# BENGALURU URBAN MAP SHOWING TREND OF POSITIVE CASES IN LAST 7 DAYS



## Top 10 wards reporting highest number of positive cases in last 7 days

Ward No.	Ward Name	Daily Cases Average
150	Bellanduru	3
149	Varthuru	1
84	Hagadur	1
85	Dodda Nekkundi	1
151	Koramangala	1
86	Marattahalli	1
57	CV Raman Nagar	1
107	Shivanagara	1
174	HSR Layout	1
54	Hudi	1

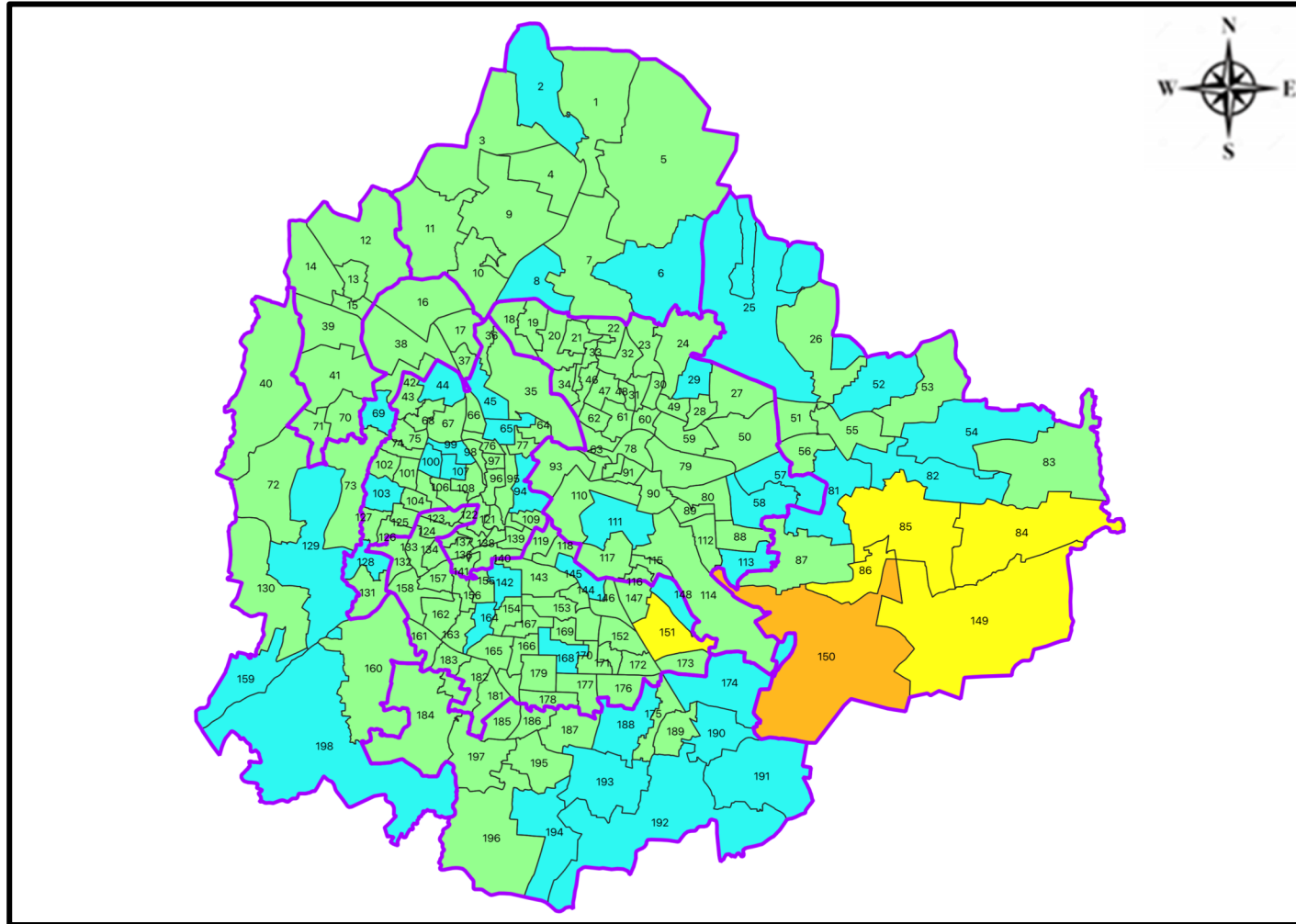
## Top 10 wards reporting least number of positive cases in last 7 days







Ward No.	Ward Name	Daily Cases Average
196	Anjanapura	0
187	Puttenahalli	0
186	Jaraganahalli	0
185	Yelchenahalli	0
184	Uttarahalli	0
183	Chikkalsandra	0
180	Banashankari Temple Ward	0
176	B T M Layout	0
173	Jakkasandra	0
170	Jayanagar East	0





# BENGALURU MAP SHOWING INTENSITY OF POSITIVE CASES IN LAST 7 DAYS



-  **Level 1 : 0 to 1 Cases**
-  **Level 2 : 1 to 05 Cases**
-  **Level 3 : 05 to 10 Cases**
-  **Level 4 : 10 to 25 Cases**
-  **Level 5 : More than 25 Cases**
-  **Zone Boundaries**



# GOVT. QUOTA COVID BED STATUS AS ON 11.04.2022



SR. NO.	Facility Type	No. of Hospital	Total Allocated Beds for C+ Patients					Occupied Beds for C+ Patients					Net Available Beds for C+ Patients				
			Gen Beds	HDU	ICU Beds	ICU-V	Total	Gen Beds	HDU	ICU Beds	ICU-V	Total	Gen Beds	HDU	ICU Beds	ICU-V	Total
1	Government Medical Colleges	4	120	255	33	27	435	0	0	0	0	0	120	255	33	27	435
2	Government Hospitals	18	637	292	74	95	1,098	1	1	0	0	2	636	291	74	95	1,096
3	Private Medical Colleges	12	178	200	66	35	479	0	0	0	0	0	178	200	66	35	479
4	Private Hospitals	32	181	61	49	42	333	0	0	0	1	1	181	61	49	41	332
5	Covid Care Centre	1	50					0					50				
<b>Total Beds</b>		<b>67</b>	<b>1,166</b>	<b>808</b>	<b>222</b>	<b>199</b>	<b>2,395</b>	<b>1</b>	<b>1</b>	<b>0</b>	<b>1</b>	<b>3</b>	<b>1,165</b>	<b>807</b>	<b>222</b>	<b>198</b>	<b>2,392</b>

\* Status as on 11.04.2022 – 05:00 PM



# ACTIVE PATIENTS ADMITTED UNDER GOVT. QUOTA



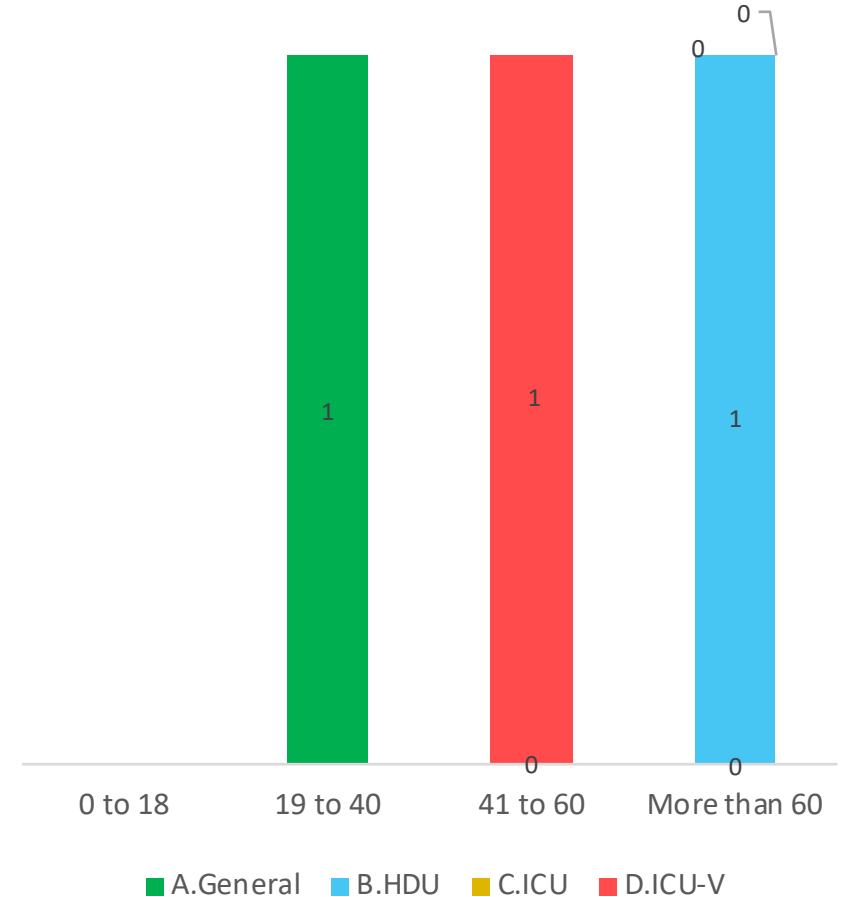
## Admission By Bed Type And Number Of Days From Date Of Admission

Days in Hospital	General	HDU	ICU	ICU-V	Total
0 to 7 Days					
8 to 14 Days					0
15 to 21 Days					0
Beyond 21 days	1	1	0	1	3
<b>TOTAL</b>	<b>1</b>	<b>1</b>	<b>0</b>	<b>1</b>	<b>3</b>

\* Only Government Quota Admissions through CHBMS considered

\* Status as on 11.04.2022 – 05:00 PM

## Age Group Distribution Of Active Hospital Admission



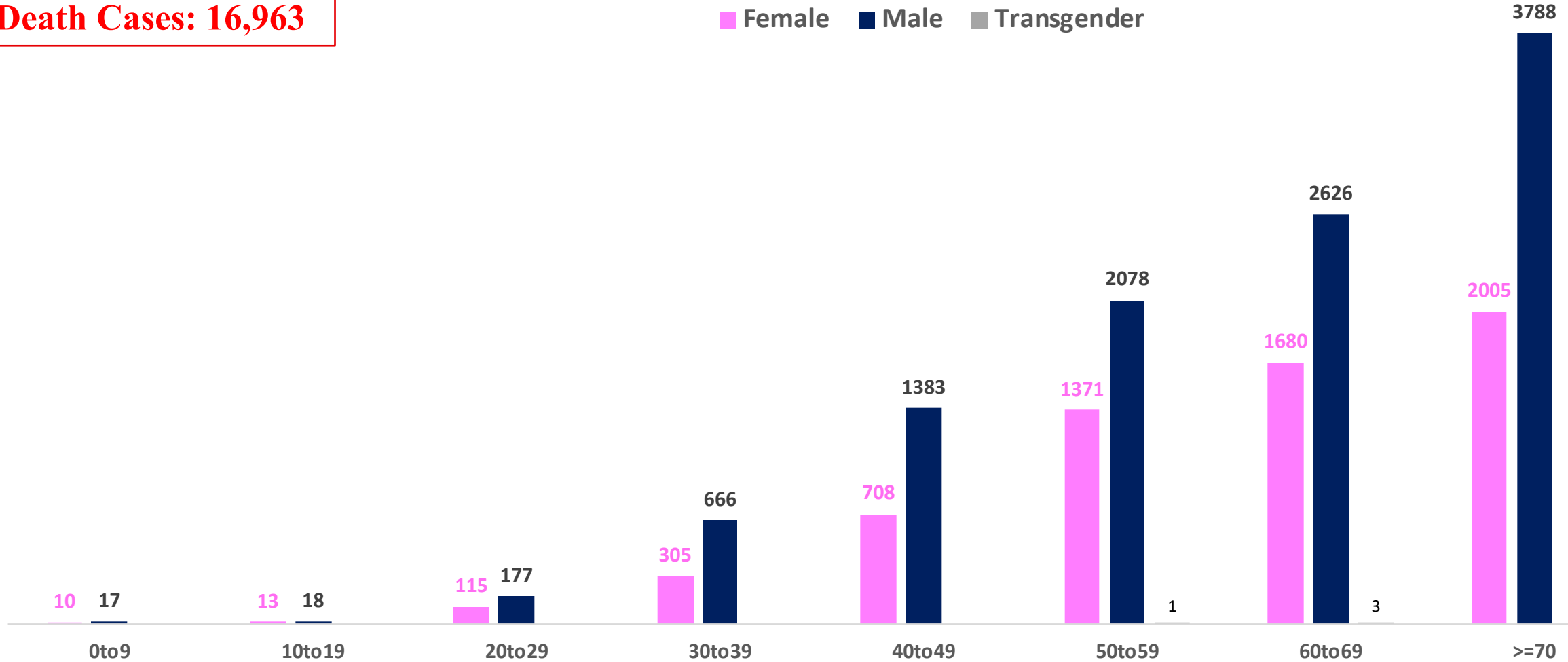


# AGE AND GENDER WISE DISTRIBUTION OF DEATH CASES



**Death Cases: 16,963**

Female Male Transgender





# VACCINATION COVERAGE AS ON 10.04.2022



## Total Doses Administered

**1,85,77,052**

▲ 2,996

### 12-14 years

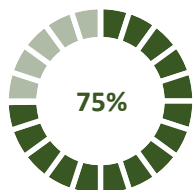
\* Eligible Population 2.82 Lakhs

#### 1<sup>ST</sup> DOSE

**90,062**

Doses administered

▲ 555



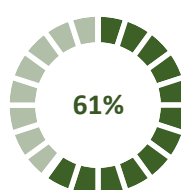
### Total 15-18 years Population : 4.42 Lakhs

#### 1<sup>ST</sup> DOSE

**3,31,027**

Doses administered

▲ 54



#### 2<sup>ND</sup> DOSE

**2,68,174**

Doses administered

▲ 126

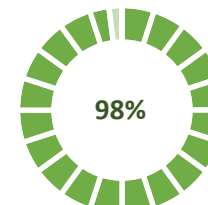
### Total adult Population : 91.7 Lakhs

#### 1<sup>ST</sup> DOSE

**89,84,302**

Doses administered

▲ 93

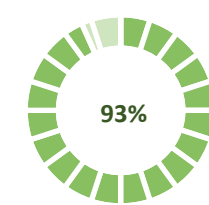


#### 2<sup>ND</sup> DOSE

**85,53,379**

Doses administered

▲ 1,547



### Priority Group\*

#### Health Care Workers

##### Dose 1

**2,10,266**

Doses administered

▲ 0

##### Dose 2

**2,05,963**

Doses administered

▲ 6

#### Frontline Workers

##### Dose 1

**3,81,735**

Doses administered

▲ 0

##### Dose 2

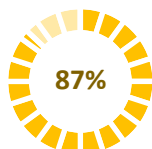
**3,72,019**

Doses administered

▲ 10

### 18 - 44 Years Coverage

#### Dose 1

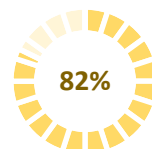


**57,22,176**

Doses administered

▲ 75

#### Dose 2



**54,06,065**

Doses administered

▲ 714

### PRECAUTION DOSE



**3,50,108**

Doses administered

▲ 621

### PRECAUTION DOSES ADMINISTERED

#### Health Care Workers

**63,297**

Booster Doses administered

▲ 62

#### Front Line Workers

**48,840**

Booster Doses administered

▲ 62

#### 60 + Years Coverage

**2,37,971**

Booster Doses administered

▲ 497

### 45 – 59 Years Coverage

#### Dose 1



**16,92,062**

Doses administered

▲ 15

#### Dose 2



**16,31,321**

Doses administered

▲ 747

### 60 + Years Coverage

#### Dose 1



**9,78,063**

Doses administered

▲ 3

#### Dose 2



**9,38,011**

Doses administered

▲ 70



# COVID-19 SCENARIO IN BENGALURU AND OTHER METROPOLITAN CITIES



CITY NAME	Positive Cases	Active Cases	Recovered	Deceased	Vaccine Doses Administered
New Delhi	18,66,243	608	18,39,478	26,157	3,28,24,806
Bengaluru*	17,82,106	1,362	17,63,781	16,963	2,13,73,712
Mumbai	10,57,494	305	10,37,629	19,560	2,06,45,923
Chennai	7,51,202	96	7,42,038	9,068	1,02,74,773
Kolkata	4,47,192	272	4,41,264	5,656	98,29,139

Source : <https://dashboard.cowin.gov.in/> at 5:00pm (11.04.2022)  
Source : <https://www.covid19bharta.in/> at 5:00pm (11.04.2022)

\*includes BBMP & Bengaluru Urban



# SNAPSHOT OF COVID-19 CASES IN BENGALURU URBAN



**Total Wards With  
<=5 Cases\* :  
189**

**Tests Conducted  
On 10.04.2022:  
2,045**

**Recovery  
Rate:  
98.97%**

**Total  
Active Cases :  
1,362**

**Total Vaccinated on  
10.04.2022:  
2,996**

**Positivity  
Rate\* :  
1.10%**

**Active  
Rate:  
0.08%**

**Case  
Fatality Rate\* :  
0.33%**



\*Total positive cases In the past 7 days

\*CFR and positivity is for Past 7 days



ಬೃಹತ್ ಬೆಂಗಳೂರು ಮಹಾನಗರ ಪಾಲಿಕೆ  
Bruhat Bengaluru Mahanagara Palike



<b>Download BBMP Bulletin</b>	<a href="https://apps.bbmpgov.in/covid19/mediabulletin.php">https://apps.bbmpgov.in/covid19/mediabulletin.php</a>
<b>For BBMPCovid19 Bed Status:</b>	<a href="https://apps.bbmpgov.in/covid19/en/Bedstatus.php">https://apps.bbmpgov.in/covid19/en/Bedstatus.php</a>
<b>To register for vaccination :</b>	<a href="https://selfregistration.cowin.gov.in/">https://selfregistration.cowin.gov.in/</a>
<b>BBMP COVID19 Dashboard:</b>	<a href="https://apps.bbmpgov.in/covid19/">https://apps.bbmpgov.in/covid19/</a>
<b>Follow us on:</b>	 <a href="http://www.facebook.com/bbmp.comm1/">www.facebook.com/bbmp.comm1/</a>
	 <a href="https://twitter.com/BBMPCOMM">twitter.com/BBMPCOMM</a>

**Issued by:**

**Honorable Chief Commissioner, BBMP  
Special Commissioner Health & IT, BBMP  
MD, Bengaluru Smart City Limited**

**THANK YOU !**

